




**LARGEST EXPORTER OF
SLOTTING MACHINE
IN INDIA**



Since 1968

Daljit Machine Tools Pvt. Ltd.
Daljit Exports
Daljit Casting

**Your
ONE STOP
MACHINERY
HOUSE**



www.daljitmachines.com | www.slottingmachineindia.com | www.machinedock.com E-mail :- sales@daljitmachines.com

Lathe | Slotting | Shaper | Grinding | Hacksaw | Bandsaw | Drilling Machine | Hydraulic Press | Power Press | Chucks & Milling Accessories...

FAST FACTS



ESTABLISHED
IN 1968

IN HOUSE
CASTING



Largest
Exporter of
Slotting Machine
In India

Sale in More
than 42
Countries and
Counting..

450 Plus
Production/
Machines Sold
Per Year



One Stop
Machinery House
for All Kinds of
Industrial
Products



Area Covered :
More than 2200
Sq. Feet

ABOUT DAJIT GROUP OF COMPANIES :-

- DALJIT MACHINE TOOLS PVT LTD
- DALJITMACHINES.COM BY DALJIT EXPORTS
- DALJIT CASTING

DAJIT MACHINE TOOL PVT.LTD :

Established in 1968, which is Biggest Manufactures of Slotting Machines in India, with the capacity of 25- 30 Machine's per month which we are exporting in more than 42 countries. We are located in Industrial hub of Punjab i.e. Ludhiana in INDIA. All the Machines are manufactured and tested as per CE and IS- Standards.



DALJITMACHINES.COM by DALJIT EXPORTS ➤

www.daljitmachines.com is a New brand name of Daljit Exports which was established in Year 2015. It is an One Stop Machinery House which provide High Quality Industrial Machines Like Lathe, Slotting, Shaper, Grinding, Hacksaw, Bandsaw, Drilling Machine, Hydraulic Press, Power Press, Chucks & Milling Accessories. Daljitmachines.com is backed by over 50 years of manufacturing and exporting experience since the year 1968. It established itself as an extremely efficient manufacturing, supplying and exporting Platform.

DAJITCASTING :

Daljit Casting is providing Highly Graded CI CASTING to our Manufacturing Units with the capacity of 18- 20 Tons Per Month . Raw Material is tested in laboratories and all the machines are seasoned for at least 6 to 8 months before they are put into production.



① for more information contact us @ sales@daljitmachines.com

CONE PULLY SERIES

MODEL	DLS-6	DLS-10	DLS-12
Maximum Stroke	150mm	250mm	305mm
Rotary Table	250mm	250mm	250mm
Longitudinal Movement	200mm	230mm	330mm
Cross Movement	110mm	150mm	150mm
Cutting speed of ram	3 speed	3 speed	3 speed
Ram Adjustment	150mm	250mm	305mm
Throat Depth	310mm	410mm	530mm
Main H.P Required	1 hp	1.5 hp	2 hp
Distance from the Tool to Main Column	210mm	330mm	450mm



GEAR HEAD SERIES (HEAVY DUTY)



MODEL	DS-8	DS-10	DS-12 ECO	DS-12 EH
Maximum Stroke	250mm	300mm	350mm	400mm
Rotary Table	330mm	380mm	460mm	500mm
Longitudinal Movement	250mm	300mm	350mm	400mm
Cross Movement	200mm	250mm	300mm	320mm
Cutting speed of ram	60-90	40-60	40-60	20-54-80
Ram Adjustment	250mm	300mm	300mm	400mm
Throat Depth	370mm	430mm	480mm	500mm
Main H.P Required	2 hp	2 hp	3 hp	3 hp
Distance from the Tool to Main Column	300mm	380mm	400mm	450mm



ROTARY TABLE
AUTO FEED SERIES


ALL GEAR HEAD SERIES (EXTRA HEAVY DUTY)

MODEL	DS-18	DS-24	DS-36	DS-40
Maximum Stroke	500mm	600mm	900mm	1000mm
Rotary Table	600mm	750mm	1000mm	1200mm
Longitudinal Movement	560mm	600mm	700mm	900mm
Cross Movement	460mm	500mm	500mm	550mm
Cutting speed of ram	15-45-65-85	15-45-65-85	15-45-65-85	15-45-65-85
Ram Adjustment	450mm	550mm	600mm	660mm
Throat Depth	500mm	750mm	900mm	1000mm
Main H.P Required	5 hp	7.5 hp	10 hp	10 hp
Distance from the Tool to Main Column	560mm	600mm	700mm	750mm



CE

ALL GEARED HEAD LATHE MACHINE




MINI LATHE MACHINE



MODEL	DL- 300 X 500	DL- 340 X 700	DL-350/360 X 1000/1500	DL- 400/450/500 X 1000/1200	DL- 600 X 1000/1200/1500
Bed Length	3 Feet	4.5 Feet	6 Feet / 8 FEET	6 feet / 7 feet	6 feet / 9 feet / 12 feet
Admit Between Center	500 mm	700 mm	1000 mm / 1500 mm	1000 mm / 1200 mm	1000 mm /1200 mm/1500 mm
Center Height	150 mm	170 mm	175 mm / 180mm	200 mm / 225mm / 250mm	300 mm
Bed Width	180 mm	240 mm	240 mm	280 mm	325 mm
Swing Over Bed	320 mm	340 mm	350 mm / 360 mm	400 mm / 450 mm / 500 mm	600 mm
Swing Over Cross Slide	160 mm	190 mm	200 mm	200 mm	390 mm
Spindle Type	MT - 3	MT - 3	MT - 3	MT - 4	Loo Type
Spindle Bore	20 mm	40 mm	40 mm	40 mm	80 mm
No. of Spindle Speed	9	8	8	8	9
Spindle Speed	40-1200	45-1200	45-1200	45-1200	40-1000
Weight (Kg.)	200	550	600/700	850/950/1000	1500/1600/1800

V-BELT AND SEMI GEARED LATHE MACHINE



MODEL	DL-4.5	DL-6	DL-8	DL-10	DL-12	DL-16	DL-16	DL-16	DL-20	DL-20
Length of Bed in feet	4.5	6	8	10	12	16	16	16	20	20
Bed width in inches	12	14	16	18	20	22	24	26	28	30
Central Height in inches	10	12	14	16	18	20	22	24	26	28
Hollow Spindle in inches	2-1/8"	3	3-5/8"	4-1/8"	4-1/8"	4-1/8"	4-1/8"	4-1/8"	4-1/8"	4-1/8"
Width of gap in inches	4-1/2"	5	6-1/2"	6-1/2"	7-1/2"	7.5	7.5	7.5	7.5	7.5
Swing in gap in inches	32	36	42	46	55	60	64	68	72	80
Swing over gap in inches	20	24	28	32	36	40	44	48	52	56
Swing over Carriage in inches	11.5	16	18.5	22	26	28.5	32	34	38	42
No. of Spindle Speed	3 x 2	3 x 2	3 x 2	3 x 2	3 x 2	3 x 2	3 x 2	3 x 2	3 x 2	3 x 2
Admit Between Centers in inches	30	38	54	72	96	144	144	132	174	174
Pitch of Change Wheels	12D.P	12D.P	10D.P	8D.P	8D.P	8D.P	8D.P	7D.P	7D.P	6D.P
Power Recommended (H.P)	1	2	2	3	3	5	5	7.5	7.5	10

- This Is Our Economical Model For Metal Cutting. Low Wastage, Optimum Blade Life, Low Power Consumption, Safe And Easy To Operate. It Has A Robust And Compact Structure, Which Is Heavily Fabricated



MODEL	HB-220ECO		
SPECIFICATIONS		ROUND	SQUARE
Cutting Capacity	Mm	220	180 x 180
Blade Dimension	Mm	2540 x 0.9 x 27	
Blade Speed	M/Min	25-40	
Weight	Kg	300	
Machine Dimension	Mm	1650 x 74	
Main Motor Power	Hp	1 Hp, 1440 R.P.M	
Coolant Motor Power	Hp	0.10, 2800 rpm	
Coolant Tank Capacity	Ltr	30	
Coolant Motor	Kw	0.09	

ALL SIZES AVAILABLE

SEMI AUTOMATIC BANDSAW MACHINE (MITRE CUTTING)

This Is a Latest Design Machine Having Hydraulic Job Clamping. Hydraulic Down Feeding and Lifting of Frame after Cut, very Robust Structure having Cast iron Bed, very Safe and easy to operate with inbuilt miter Cut Feature that makes it easy to Cut any Degree on Pipe, Flat, Rod or Tubes.



MODEL	HB-300 S			
SPECIFICATIONS		ROUND	RECTANGLE	SQUARE
0°	Mm	220	280 x 190	220 x 220
45°	Mm	200	200 x 120	190 x 190
60°	Mm	150	140 x 100	120 x 120
Blade Dimension	Mm	2910x0.9x27		
Blade Speed	M/Min	35 - 70		
Weight	Kg	550		
Main Motor Power	Kw	1.5 (2 Speed)		
Emulsion Tank	L	35		
Dimensions	Mm	1540x740x1400		
Hydraulic Vice Stroke	Mm	300		
Hydraulic Motor	Hp	0.5		
Coolant Motor	Hp	0.10		
Standard Supply With Machine	Unit	01 Bimetal Blade, 01 Chip Cleaning Brush, Operating Manual, Electrical and Hydraulic Circuit Diagram		

ALL SIZES AVAILABLE

RAM TURRET MILLING MACHINE


MODEL	DVM-1	DVM-2	DVM-3
Ram Turrent Milling Machine	9" x 40"	10.5" x 48"	13" x 60"
Table size of Vertical Drive Milling Machine	220 x 975	260 x 1200	325 x 1470
Longitudinal Travel Manual	535	675	780
Vertical Travel	345	440	480
Cross Travel	245	340	396
Table to Spindle	0 Min.	0 Min.	0 Min.
Power Feed	520	640	785
Head Tilt 45° Up & Down	...do..	...do..	...do..
Head move 90° Left & Right Horizontal	...do..	...do..	...do..
Quill spindle diameter	86 mm Hardened & Grinded	86 mm Hardened & Grinded	90 mm Hardened & Grinded
Head & Ram Rotate Parallel on body	360°	360°	360°
Ram Travel	250	300	440
T-Slot	3 - 12 mm	3 - 16 mm	3 - 16 mm
Motor	1 H.P.	2 H.P.	3 H.P.
No. of Speeds	8 Min 75 RPM Max 3000 RPM	8 Min 75 RPM Max 3000 RPM	8 Min 75 RPM Max 3000 RPM
Max. Weight of Work Piece	250 Kg.	750 Kg.	1000 Kg.
Net Weight of machine	950 Kg	1500 Kg	1800 Kg
Overall Height, Width & Length	1800x1200x1300	2100x1500x1800	2200x1764x2000



UNIVERSAL MILLING MACHINES MACHINE

MODEL	1	1½	2	3	4
Working Table	1016 x 227	1143 x 254	1270 x 280	1470 x 380	1575 x 342
Swivel	+ 450	+ 450	+ 450	+ 450	+ 450
T Slot Size	12.70	12.70	12.70	16.00	16.00
Longitudinal Traverse	480	585	635	735	810
Cross Feed	177	203	254	300	350
Vertical Traverse	355	406	510	635	710
Spindle Taper	ISO 40	ISO 40	ISO 40	ISO 40	ISO 40
No. of Spindle Speeds	6	9	9	9	9
Range of Spindle Speeds	55-255	40-575	35-700	35-700	35-700
Standard Arbor	25.4	25.4	25.4	25.4	25.4
Dia of Spindle in Front of bearing	70	70	80	90	95
No. of Longitudinal Feeds	3	3	3	3	3
Electrical Main Motor	1 H.P.	2 H.P.	2 H.P.	3 H.P.	5 H.P.
Coolent Pump	0.1 H.P.	0.1 H.P.	0.1 H.P.	0.1 H.P.	0.1 H.P.
Dimensions Overall Length mm (Approx)	960	1117	1200	1320	1450
Overall Width MM (Approx)	560	609	838	890	945
Overall Height MM (Approx)	1524	1651	1778	1930	2035
Weight KG (Approx)	1100	1350	1850	2225	3000





CONE PULLEY SERIES



GEAR HEAD SERIES

MODEL	DHS - 12	DHS - 18	DHS - 24	DHS - 30
RAM				
Length of Ram Stroke	12" / 305mm	18" / 457mm	24"/610mm	30"/762mm
Length of Ram	26" / 660mm	40.5" / 1029mm	50"/1270mm	58"/1473mm
Length & Width of Ram Bearing	26 X 7" /660 X 178mm	28.5" X 9"/724 X 229mm	33 X 11.5"/838 X 292mm	39 x 13.5" /990 x 317mm
Max & Min Distance from Table to Ram	9 X 1" /254 X 25 mm	13 X 1"/381 X 26mm	15 X 3"/457 X 89mm	16 x 3"/483 x 76mm
TABLE				
Working Surface Of Table	12 x 8" / 305 x 203mm	18 X 11.5 "/457 X 292mm	24 X 14"/610 X 356mm	30 x 15"/762 x 361mm
Max Table Travel Horizontal	16.5 " / 419 mm	18" / 457mm	24"/610mm	30"/762mm
Max Table Travel Vertical	9" / 229 mm	13" / 330mm	15"/381mm	17.5 "/444mm
Angular Movement Of Table	60°L 60°R	60°L 60°R	60°L 60°R	60°L 60°R
BASE				
Length & Width Of Base	37 X 18"/940 X 457mm	50 X 17.5"/1270 X 444mm	64 X 23"/1626 X 585mm	72 X 26" / 1880 X 660mm
Length Of Main Slide Base	23" / 584mm	29" / 736mm	36"/914mm	41"/2565mm
TOOL HEAD				
Max.Vertical Travel Of Tool Slide	5" / 127mm	5.5 " / 139mm	5.5 "/146mm	5.5 "/146mm
Max.Swivel Of Tool Head	60°L 60°R	60°L 60°R	60°L 60°R	60°L 60°R
SPEED & FEEDS				
Range Of Ram Speed In Cone Pulley		3	4	3
Range OF Ram Speed In All Geared		4	4	4
Die Of Clutch Pulley	9.5" / 241mm	12" / 305mm	12"/305mm	14"/355mm
Die Of Motor Pulley	2.5 / 64mm	2 3/4"/70mm	2 3/4"/70mm	2 3/4"/70mm
Stroke Per Minutes	30,60,90	16,32,64,96	12,24,48,72	8,16,32,48
Range Of Table Feed Per Stroke Of Ram	0.009" / 0.229mm	0.009"/0.229mm	0.009"/0.229mm	0.009"/0.229mm
Range Of Tool Head Feed	Hand Feed	Hand Feed	Hand Feed	Hand Feed
VICE	5" / 127mm	8"/203mm	12"/304mm	13 1/2"/336mm
OVERALL DIMENSIONS				
Length	48" / 1219mm	62"/1580mm	78"/1981mm	88"/2150mm
Width	30" / 762mm	37"/940mm	43"/1092mm	48"/1219mm
Height	54" / 1371mm	55"/1400mm	63"/1600mm	62"/1550mm

NOTE :- SPECIFICATION OF 32" , 36" & 40 " ON REQUEST

HACKSAW MACHINE

SIZE	7"(175MM)	8"(200MM)	10"(250MM)	12"(300MM)	14"(350MM)
MODEL	DH-7	DH-8	DH-10	DH-12	DH-14
Capacity Of Round Bar	7"(175MM)	8"(200MM)	10"(250MM)	12"(300MM)	14"(350MM)
Capacity Of Square Bar	5"(125MM)	6"(150MM)	8"(200MM)	10"(250MM)	11"(275MM)
Blade Size	14"	14" to 16"	16" to 18"	18" to 20"	20" to 22"
Stroke	5 1/2"	5 1/2"	5 1/2"	5 1/2"	5 1/2"
No. Of Stroke / Minute	100 TO 120	100 TO 120	85 TO 100	85 TO 100	80 TO 90
Electric Motor	1 H.P.	1 H.P.	1.5 H.P.	2 H.P.	2 H.P.
R.p.m	1440	1440	1440	1440	1440
Length	39"	40"	47"	47"	47"
Breadth	22"	22"	25"	25"	25"
Height	27"	28"	32"	36"	36"
Weight In Kgm (approx)	350KG	450KG	550KG	600KG	600KG
Packing Size In Inchs	43"x25"x31"	43"x25"x31"	43"x26"x35"	49"x26"x37"	49"x26"x37"

NOTE :- SPECIFICATION OF 16" , 18" , 20" & 24 " ON REQUEST



PILLAR DRILL MACHINE

MODEL	PD 13	PD 15	PD 15 G	PD 19 to 25 G	PD 25 G
Drilling Capacity	13mm	15mm	15mm	25mm	25mm
Pillar Diameter	46.5mm	58.5mm	58.5mm	74.5mm	88.5mm
Spindle Nose to Table Distance	342mm	445mm	445mm	698mm	740mm
Distance From Spindle Centre to Pillar Surface	154.5mm	177mm	177mm	191mm	225mm
Table Travel	342mm	280mm	280mm	419mm	419mm
Taper in Spindle	Solid	MT.2	MT.2	MT.2 / MT 3	MT.3
Number of Speed	5	4	8	8	8
Range of Speed (in R.P.M)	570 to 2750	500 to 2160	90 to 2900	75 to 3000	70 to 2500
Spindle Travel	95mm	95mm	95mm	127mm	140mm
Pillar Length	711mm	840mm	840mm	1200mm	1270mm
Overall Height with Pulley Grand	920mm	1200mm	1200mm	1400mm	1625mm
Ram Diameter	49.5mm	49.5mm	49.5mm	59mm	59mm
Table Size in Diameter	213mm	250mm	250mm	300mm	400mm
Base Size (Machined Area)	160x160mm	171x280mm	171x280mm	222x318mm	595x385mm
V-Belt Size	A-35	A-37	A-37	A-43	B-50
Weight (Approx)	45kg	60kg	70kg	100kg	145kg
Motor 3. Phase	.5HP	.5HP	.5HP	1HP	1.5HP
440 Volt	1440RPM	1440RPM	1440RPM	1440RPM	1440RPM

G :- GEARED


NOTE :- SPECIFICATION OF PD 32 , PD 40 & PD 50 ON REQUEST
ALSO AVAILABLE AUTOFEED



HYDRAULIC PRESS

MANUAL AND MOTORISED HYDRAULIC PRESS

Tons	Length Width mm mm	Ram To Bed Min. Max.	Travel of Ram in mm
10	600 x 200	50 x 500	125
20	625 x 250	50 x 250	125
30	800 x 300	50 x 675	150
40	900 x 350	50 x 700	175
60	1050 x 400	50 x 850	200
80	1100 x 425	50 x 875	225
100	1150 x 450	50 x 900	240
150	1200 x 500	50 x 900	240



POWER PRESS

C TYPE AND H TYPE POWER PRESS

MODEL	30 Ton's	50 Ton's	75 Ton's	100 Ton's	150 Ton's	200 Ton's	250 Ton's
Bed To Ram	317	368	419	457	533	635	800
Bed Size L.R X F.B	406 x 431	457 x 508	520 x 570	609 x 660	660 x 710	762 x 812	863 x 914
Bed Thickness	60	65	68	70	85	90	100
Stroke Length	76	88	105	114	127	136	152
Crank Shaft Dia	115	127	140	155	178	200	225
Gear Dia	610	673	786	875	1016	1160	1270
Fly Wheel Dia	660	812	865	990	1066	1219	1321
Hole in Ram For Die Clamping	32	32	38	44	51	57	65
Over All Height Without Moter	574	1828	1981	2235	2413	2667	2971
No. Of Stroke Per Minute	48	45	40	35	35	30	30
Motor R.P.M	1440	1440	1440	1440	1440	1440	1440
Motor Power Required B.H.P	3	5	7.5	10	15	20	40



HORIZONTAL SURFACE GRINDER

	MODEL	DSG-2550	DSG-2560	DSG3060
GENERAL CAPACITY	Working Surface	250 x 500	250 x 600	300 x 600
	Longitudinal Traverse (max.)	500	600	600
	No. of T Slots	1	1	2
CROSS FEED	Total Cross Traverse	270	270	325
	Movement Per Rev. of Hand Wheel	0.05	0.05	0.05
VERTICAL MOVEMENT	Hand Feed Per Revolution	1mm	1mm	1mm
	Hand Feed Per Division	0.01mm	0.01mm	0.01mm
WHEEL HEAD	Size of Grinding Wheel (x Width x Bore)	200x13x31.75	200x13x31.75	200x19x31.75
	Speed of Grinding Wheel	2880	2880	2880
	Capacity Between Wheel & Table (New Wheel)	275	275	275
ELECTRICAL	Wheel Head Motor	1 H.P	1 H.P	1.5 H.P
	Table Feed Motor (For Auto Drive)	1 H.P	1 H.P	1 H.P
	Hydraulic Motor	1 H.P	1 H.P	1 H.P
	Coolant Pump	0.12 H.P	0.12 H.P	0.12 H.P
	Cross Feed (For Hydraulic)	0.18 H.p	0.18 H.p	0.18 H.p
FLOOR SPACE	Length X Width	1900x1420	2185x1575	2450x1650
	Length X Width X Height of Machine	1450x1140x1575	1575x1245x1575	1850x1350x1585
	Length X Width X Height X Height of Packing Case	1750x1300x1800	1750x1300x1800	1850x1400x1800



TOOL AND CUTTER GRINDER


MODEL	TCG-300	TCG-450	TCG-600
Max Distance Between Center	300mm	450mm	600mm
Table Longitudinal Traverse	350mm	500mm	650mm
Table Cross Traverse	200mm	210mm	210mm
Table Dimensions	520x125mm	700x125mm	850x150mm
T Slots Width	10mm	10mm	12mm
Center of Wheel Above Table	250mm	250mm	250mm
Table Swivel	90°	90°	90°
Head Swivel	180°	180°	180°
Grinding Spindle Speed	3000 R.P.M	3000 R.P.M	3000 R.P.M
H.P / RPM of Motor	1/2800	1/2800	1.5/2800



BROACH SHARPENING MACHINE

MODEL	DBS-650	DBS-1300
Length of Table	1000mm	1500mm
Max. Sharpening Length	650mm	1300mm
Height of Center	125mm	125mm
Max. Length Flat Broach	200mm	200mm
Table Surface Dimension	1000x200	1500x200
No. T Slots & Size	3/12mm	3/12mm
Grinding Spindle Motor (H.P./R.P.M)	1/2800	1/2800
Min. & Max. Diameter of Grinding Wheel	90-200	90-200
Spindle R.P.M	4000 RPM	4000 RPM





GEAR HOBGING MACHINE



MANUAL AND ALL GEAR RADIAL DRILL MACHINE



MULTIPURPOSE WOOD WORKING MACHINE



CHAIN MORTISING MACHINE



VERTICAL BANDSAW MACHINE



SLOTING ATTACHMENT



RACK CUTTING ATTACHMENT



ROTARY TABLE WITH DIVIDING HEAD



OIL PUMP



CHUCKS



MILLING VICE



HOBGING ATTACHMENT



UNIVERSAL DIVIDING HEAD



Daljit's Presence on World Map



- | | | | |
|-------------------|-----------------|----------------------|-------------------------------------|
| 1. Australia | 12. India | 23. New Zealand | 34. Sudan |
| 2. Bangladesh | 13. Indonesia | 24. Oman | 35. Sweden |
| 3. Canada | 14. Ireland | 25. Pakistan | 36. Thailand |
| 4. Czech Republic | 15. Italy | 26. Panama | 37. Trinidad & Tobago (West Indies) |
| 5. Chile | 16. Kenya | 27. Papua New Guinea | 38. Turkey |
| 6. Costa Rica | 17. Macedonia | 28. Philippines | 39. United Arab Emirates |
| 7. Egypt | 18. Malaysia | 29. Portugal | 40. United Kingdom |
| 8. Ethiopia | 19. Maldives | 30. Russia | 41. United States of America |
| 9. Guatemala | 20. Malta | 31. Saudi Arabia | 42. Vietnam |
| 10. Honduras | 21. Nepal | 32. South Africa | |
| 11. Hungary | 22. Netherlands | 33. Sri Lanka | |
- And Counting....



Since 1968
Daljit Machine Tools Pvt. Ltd.
Daljit Exports
Daljit Casting

EXPORTERS AND IMPORTERS OF ALL KIND OF INDUSTRIAL MACHINES

DAJIT EXPORTS

3539, St no.7, New Janta Nagar,
Opp. Power House , Ludhiana- 141003. (INDIA)
E-mail : sales@daljitmachines.com, daljitmachines@gmail.com
Mobile : +91-98786-09009, 85349-00009.
Phone : +91-(0161-5099009)